

FormPak, Inc.

BagFlo 500-HT (Hoist and Trolley)

Application

Bulk bag (Super Sack) unloading frame - Fork Truck Entry

Design

3" and 4" x 1/4" wall tubular steel frame with Bulk Bag Lifting Adapter, fully adjustable bag adapter receiver arms (for adjusting to multiple bag sizes in a 30" range at 1" increments), a full bag bottom support pan with agitated "BagShaker" (live bottom) material flow promotion system, an access box for easy and safe spout untying/opening, and heavy 1/2" x 8" square mounting feet with pre-drilled holes for secure anchoring. Hoist allows to used different size bags. The trolley gives you mobility without the need of a forklift to load and unload your bags. This equipment conforms to ASME standards

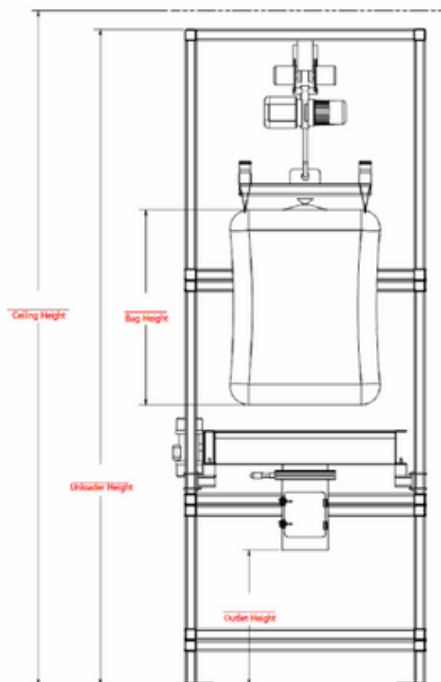
Bulk Bag Unloader



[Watch the video HERE](#)

CUSTOM - CONFIGURATION

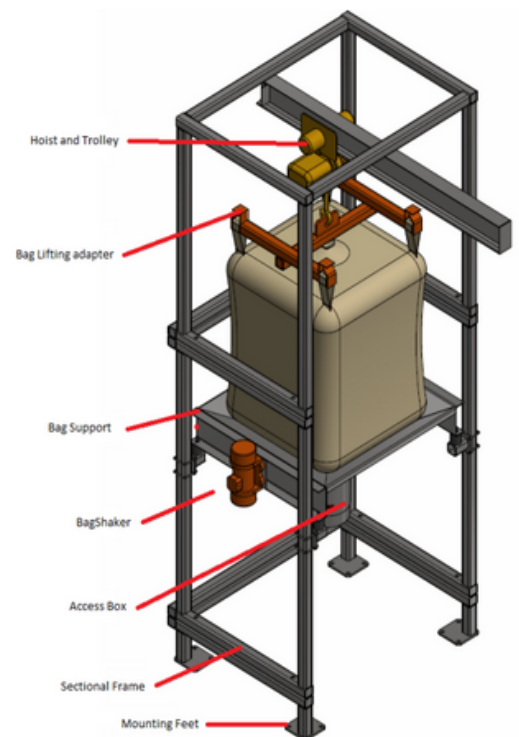
Items below are custom designed around application requirements



3 Phase Voltage

230V-240V

440V-480V



FormPak, Inc.

BagFlo 500-HT (Hoist and Trolley)



Materials:

Product contact parts: Mild or Stainless Steel (304, 304L, 316, 316L, in mill, bead blasted, 2B, or custom finish

Painting:

Standard is Enamel paint light grey RAL 7035
Optional Epoxy, Steel-It, & any custom color

Seals:

PTFE, Neoprene, Silicon

Temperature-Limits:

Ambient:
0° - 105°F (-20°- 40°C)

Explosion Proof (NEC) Options :

- Standard:*
Class II, Div II, Group F&G
- Optional:*
Class I, Div II, Group C&D
Class I, Div I, Group F&E

Controller: Standard design includes an Allen-Bradley On/Off switch in NEMA 12 J-box. When downstream equipment (feeders, valves, scales, conveyors, etc.) are integrated a NEMA 4 control panel (UL certified) typically provided.

BagShaker Vibrator: 1,500# Max Force, 0-100% adjustable force eccentrics, .98 HP, motor speed 1,800 RPM, TENV




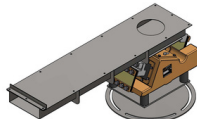

Hoist and Trolley: Hoist and Trolley are available at 1 or 2 tons. Power options @ 208v-230v/460v, 3 phase, 60HZ. The amp draw for the 2-ton hoist and trolley is 13.7 FLA @208v-230V, and 6.9 FLA @460V. For the 1-ton hoist and trolley is 8.9 FLA @208v-230V, and 4.5 FLA @460V.

OPTIONS:

<h3>Iris Valve</h3>	<p>Iris valves allow for remote opening of bag spout after untying, metering of material into downstream process, or cutting off flow of material allowing for bag spout retie and bag removal.</p>	<p>12" round with stainless steel contacts & aluminum body are standard. 12" & 18" are also available as well as all 304 or 316 stainless steel construction.</p>	
<h3>BagChoker Valve</h3>	<p>The BagChoker system is an actuated cut off of the bag spout using (2) opposing air cylinder driven C-shaped bar assemblies that require (2) have operation</p>	<p>12" 304 stainless steel construction is standard</p>	
<h3>Rotary Valve</h3>	<p>Motorized Rotary Valves allow for metering material flow from system/cutting off flow completely. Often used to feed pneumatic conveying systems.</p>	<p>8" round or square valve in cast steel or 304 stainless are most common, but 6" - 18" units in mild steel, 304 or 316 stainless steel & CIP (Clean-In-Place) units are available. Typically supplied with support frame & transitions.</p>	



OPTIONS (Continued):

<p>Slide Gate Valve</p>	<p>Manual or Actuated Slide Gate Valves allow for metering material flow from system, or cutting off flow completely</p>	<p>12" x 12" square roller gate with 304 stainless blade & contacts, aluminum body is standard. 4"-20" square or round, in all 304 or 316 stainless steel are available. Typically supplied with support frame and transitions</p>	
<p>Flexible Screw Conveyor</p>	<p>Flexible Screw Conveyors allow for elevating &/or metering material into down stream processes. These include an infeed hopped, UHMW casing (tube), & discharge head with motor & geardrive assembly</p>	<p>4.5" diameter flat wire in 304 stainless steel is most common. Also available in 3"-8" diameters with round, square, or beveled augurs up to 40' in length. Infeed hopper of 1-50 cubic feet (4.5-5 standard) & 3HP-15HP 3-phase drives (230-460/3/60). Mild steel, 304 or 316 stainless steel, and even CIP (Clean-In-Place) units are available</p>	
<p>Screw Feeder</p>	<p>Screw Feeders allow for precise metering of materials into downstream processes that are typically at low elevation from grade. These include an infeed hopper , metal tube, screw, & motor with geardrive.</p>	<p>2", 4", & 6" diameter flat wire in 304 stainless steel is most common. Also available with round, square, or beveled augurs with or without cores. 2HP-5HP 3-phase drives (230-460/3/60). Mild steel, 304 or 316 stainless steel units are available.</p>	
<p>Vibratory Feeder</p>	<p>Vibratory Feeders allow for precise metering of friable or difficult to handle materials into downstream processes.</p>	<p>12" wide x 24" long tray 304 stainless steel is most common. Also available in tube or enclosed trays as wide as 36" & as long as 20'. Magnetic drives or dual 1HP 3-phase (230-480/3/60) drives. Mild steel, 304 or 316 stainless steel units are available.</p>	
<p>Bag Piercing Device</p>	<p>Bag piercing device is mounted in receiver hopper of unloaded and will pierce the bag open allowing the bag to discharge freely.</p>	<p>Heavy-duty angle iron (4) way piercing device with angled mounting feet (pre-drilled for bolt mounting or plain for welding into place)</p>	

FormPak, Inc.

BagFlo 500-FL (Fork Loaded)



OPTIONS (Continued):

<p>Scales</p>	<p>Scales (load cells) allow for weighing and batching of material from bags via metering devices such as slide gate valves, rotary valves, flexible screws conveyors, feeders, etc. and scale controls.</p>	<p>(4) 2,500# pancake style load cell assemblies located between the lower sections of the bag unloader frame allow for weighing and gravimetric dispensing, while protecting them from errant fork truck tines.</p>	
<p>Conveyors</p>	<p>A myriad of conveyor options exist to transfer material to downstream processes. Selection and integration of these depends widely on material characteristics, rate, density, and other application specific detail.</p>	<p>Pneumatic vacuum or pressure systems, buckles elevators, belt conveyors, tubular chain or cable-disc systems, drag-chain, and screw conveyors are common.</p>	
<p>Surge Hopper</p>	<p>Surge hoppers allow for accumulation of material to allow for changing empty to full bags without starving downstream process. These can also be fitted with a level sensor for low-bag alarm systems.</p>	<p>2-50 cubic feet in stand-alone or U-bolted frame arrangements. Available in mild steel coated or 304 or 316 stainless steel (mill, bead blased, or 2B finish) Vibrators or agitators are also available.</p>	
<p>Bag Break Integrated</p>	<p>Allows for small bags & other containers to be dumped into a shared hopper.</p>	<p>5 cubic foot stand alone hopper with 1/2 hinged top with air shocks and offset bulk bag inlet is most common. Available in milk steel coated, or 304 or 316 stainless steel (mill, bead blased, or 2B finish)</p>	
<p>Control Systems</p>	<p>Control systems are available for integrating additional components (conveyors, feeders, scales, etc.) in a single panel.</p>	<p>NEMA 4 enclosure with E-Stop, components On/Off switches, RiceLake scale controls, Allen-Bradley Micro PLCs and PowerFlex VFD drives are most common. NEMA 4X as well as air purged or NEMA 7/9 panels are also available.</p>	